


# CAT FENCE-IN™ Patented System Keeps Your Cat Safe in Your Fenced Yard and Stray Cats Out



The **COMBINATION** barrier keeps your cat in your yard and stray cats out.



**TREE GUARDS** keep cats out of trees and off utility poles.



The **STRATO** barrier keeps your cat in your yard.

## Yes! Cat Fence-In Really Works!

Since 1990, throughout the United States and Canada, it is still keeping thousands of cats safe in their yards!

Cat sanctuaries use our system.

Animal behaviorists recommend Cat Fence-In to their clients. It relieves feline stress, arbitrary in-house urinating, boredom, and depression.

**100% EFFECTIVE** - The unique and sturdy design of Cat Fence-In protects cats from unfriendly dogs, misguided humans, cars, and diseases from wandering cats.

**Why Cat Fence-In works.** When a cat sees the netting between himself and where he is going to jump, he will not jump. When a cat climbs up a fence and comes in contact with the net barrier, he goes no farther.

**Non-electric.** Will not harm people or cats.

**Humane** black polypropylene netting with ultra violet ray inhibitors is flexible with no sharp or jagged edges. With a small 3/4 inch mesh, cats can't get tangled up in it.

**Attaches to any fence.** CAT FENCE-IN mounts just below the top and on the inside of your wood, masonry, wire or chain link fence. Only hand tools are required.

**A real bargain** compared to a hospital bill for an injured cat, not to mention the terrible trauma and heartache of loss or injury to your beloved pet.

**Versatile,** can be taken down and reinstalled if you move. It can also be used on an enclosed patio or balcony.

**Neighbors are happy.** Prevents your cat from becoming a nuisance to your neighbor.

**Outdoor activities** make healthy, happy cats. They love to chase butterflies, bugs, watch birds, or just bask in the sunshine and fresh air.

**Convenient.** Cats are by nature outdoor animals. Now they can go in and out their kitty door at will.

**Looks good.** The black polypropylene netting barrier is almost invisible and will not offend a neighbor's view.



### AWARD WINNER OF:

CAT FANCY magazine's 1992 Editors' Choice Award for best of cat products selected by a board of cat experts and CAT FANCY contributors.

The 1995 FELIX AWARD for the Sunshine Solutions contest from readers of TIGER TRIBE magazine.

Cat lovers voted CAT FENCE-IN as their favorite cat product in CAT FANCY magazine's 1995 Hall of Fame.

CATNIP, a Tufts University School of Veterinary Medicine magazine devoted to cats and cat products, gave Five Paws and Four Thumbs up for CAT FENCE-IN.

### How Cats Go Over Fences

Cats can escape over any wood, chain link, wire or even a masonry fence regardless of height. Most can clear up to 5 times their own height in a standing jump. But when a cat goes over a tall wood or masonry fence, his hind claws dig into the fence in such rapid succession he appears to scale it in one leap. Watching closely, one can see he digs his hind claws into the fence at least once or twice before reaching the top.

To reach the top of a tall chain link or wire fence, a cat will move in a slow climb. His climbing may become more rapid after he is accustomed to the fence.

See inside for more information ➡



Satisfaction Guaranteed or Your Money Back

CAT FENCE-IN • P.O. Box 795, Sparks, NV 89432 • [www.catfencein.com](http://www.catfencein.com) • Call Toll-free 1-888-738-9099



*The netting looks almost invisible and blends in with the surroundings.*

## How Cat Fence-In Works

1. The overhead, flexible netting is awkward for a climbing cat, clinging to a fence, to maneuver a backward hanging or upside down climb. Also, he cannot get his paws through the small 3/4 inch mesh for a good hold.

2. The inside section of the COMBINATION barrier netting is angled 45° into the yard. A cat will not jump from the ground to a fence top if he sees the netting between him and his landing spot.


3. A stray cat will not jump from a fence top into a yard for the same reason. From a tall fence, a cat will jump straight down for the least impact. The netting's top edge is above his head and over two feet away.

4. The STRATO system's hanging netting forms an upside down pocket so a cat will not push the netting against the fence and work himself over the edge.

5. Cat Fence-In's design and placement on the fence prevents prolonged contact with a cat that might claw at or chew on the netting. The black polypropylene netting is strong (break load over 50 lbs. per sq. inch) yet lightweight and flexible. This netting along with the narrow steel brackets discourage stray cats from walking on the system.

6. We weave a wide attachment edge through one edge of the netting. This keeps the netting secured tight to the fence so cats can't get under the netting. It makes a sturdy no gap barrier. The customized brackets and rods are powder coated smoke gray to withstand the harshest elements. The netting has ultra violet ray inhibitors to stand up to the hottest sunlight. The system is designed to last indefinitely.

7. A cat accustomed to climbing over a fence, may try to get out once or twice. Failing this, he becomes accustomed to staying in the yard, considers it his territory, and becomes content with his safe domain.



## COMBINATION Barrier Kit

Keeps your cat in your yard and stray cats out. Works on any height fence from 3 ft. on up.

Brackets are mounted above netting and extend 16 inches into the yard. Adjustable vertical rods attach to the end of the brackets and angle upward 20 inches.

The COMBINATION barrier works on any tall or short fence. It adds 20 inches of height to an existing fence. When a cat jumps over a short fence he first jumps or climbs to the top. The COMBINATION barrier prevents the cat from jumping or climbing to the top of the fence because the netting is between the cat and his landing place.

C-24 Covers 24 ft.....\$ 94.00  
C-56 Covers 56 ft.....\$160.00  
C-104 Covers 104 ft.....\$265.00

## Barrier kits contain:

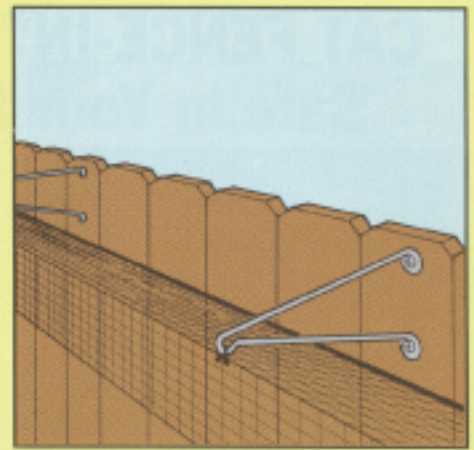
(1) *One roll black polypropylene netting* with UV inhibitors manufactured to our specifications. The netting attachment edge wraps easily around corners. Scissors are used to cut the netting only where it terminates against a gate or building.

(2) *Gray powder coated steel brackets*, one for every 8 ft. of netting. For example, the S-24 STRATO Barrier Kit has 4 brackets; the S-56 has 8; and the S-104 has 14 brackets.

(3) *Adjustable vertical rods* with attachment hardware for each bracket are included in COMBINATION kits.

(4) *Custom hardware and special twist ties* for attachment.

If two or more kits are needed, they are easily joined to one another with twist tie connectors.



## STRATO Barrier Kit

Keeps your cat in your yard only. Works on any fence taller than 5 ft.

The STRATO barrier extends out 16 inches and the netting hangs down 20 inches. The hanging netting is secured to the fence every 8 ft. with twist tie to keep it stationary.

If you have **high obstacles** close to your fence such as planters, wood piles, air conditioning units, hot tubs, etc., use the COMBINATION barrier in that area. COMBINATION and STRATO barriers can be joined together.

A cat can jump 5 ft. If you wish to keep stray cats out or your fence is 5 ft. or shorter, order the COMBINATION barrier which works on any height fence.

S-24 Covers 24 ft.....\$ 70.00  
S-56 Covers 56 ft.....\$115.00  
S-104 Covers 104 ft.....\$190.00

## GATE Hardware Kit

One is needed for each gate.


The gate kit is used on any swinging gate to close the gap at the gate opening. One is needed for any gate that swings either into or out of your yard. For double gates, order one kit for an inswing gate and two kits for an outswing gate.

The gate kit contains special hardware and three offset brackets that can be used on any gate situation. Rods are included for the COMBINATION system. The hardware makes the brackets rigid for easy bypass of brackets and netting when the gate is opened and closed.

Illustrated instructions in each kit show the placement of brackets on all gate configurations.

**GATE KITS do not include netting.** When measuring a fence for netting barrier kits, include gates in measurement (see FENCE EXAMPLE on next page).

C-2 (For Combination Kit)..\$ 40.00  
S-1 (For Strato Kit).....\$ 26.00



## TREE GUARD Netting Kit

Prevents cats from climbing trees or utility poles. Install 5 ft. or higher.

Cats can climb trees, go out on overhanging branches, drop down on a roof top or fence, and exit a yard. The TREE GUARD prevents this. Use them on trees with branches that are close to fence or house roof. The illustration shows two different ways it can be installed.

The TREE GUARD is fastened with twist ties to a pole or tree with or without branches. No screws or nails are used.

Tree guards have adjustable attachment banding at top and bottom. They draw together like a drawstring bag.

**T-10 (For tree trunks up to 6ft in circumference.).....\$35.00**

**T-15 ( For tree trunks over 6ft. and up to 9 ft. in circumference).....\$40.00**

Tree guards may be joined together for trees over 9 ft. in circumference.

Kits include complete easy-to-follow instructions and the necessary parts and hardware for all standard fences.

It is our sincere desire CAT FENCE-IN provide years of satisfaction for you and your cat. Our best asset is a satisfied customer. If you have any questions, we are here to help.

Call toll-free 1-888-738-9099

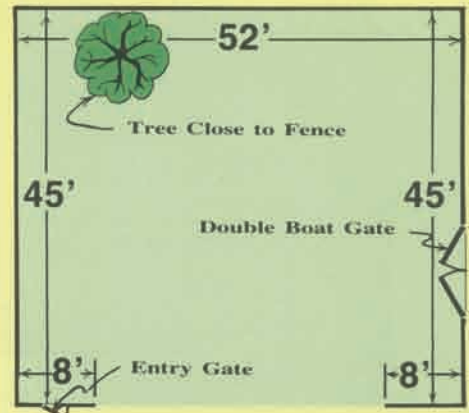
Made in U.S.A. © 2004

By CAT FENCE-IN

All Rights Reserved

## FENCE EXAMPLE

Measure the entire length of fence including gates to the nearest foot.



Total fence plus gates:

$$8 + 45 + 52 + 45 + 8 = 158 \text{ feet}$$

Order Example:

Item No.	Name	How Many
C-104	Combination Barrier Kit	1
C-56	Combination Barrier Kit	1
T-10	Tree Guard Netting Kit	1
C-2	Gate Hardware Kit	2

Enough netting barrier is ordered to cover 158 feet, a tree guard netting kit for tree close to fence, and gate hardware kits for gates.

## Satisfaction Guaranteed or Your Money Back.

If you are dissatisfied with Cat Fence-In for any reason at any time within a year from the date of purchase, return it for a full refund (less shipping and handling).

Cut Here

### ORDER FORM (PLEASE TYPE OR PRINT CLEARLY)

CAT FENCE-IN P.O. Box 795, Sparks, NV 89432, Call toll-free 1-888-738-9099

**IMPORTANT: INDICATE TYPE OF FENCE AND LENGTH.** Include gates in the measurement of fence for all barrier kits. Gate kits contain special attachment hardware and offset brackets only. See fence example above.

To receive the proper attachment hardware, please indicate:

How many feet of: WOOD/VINYL \_\_\_\_\_, MASONRY \_\_\_\_\_, WIRE \_\_\_\_\_, CHAIN LINK \_\_\_\_\_, TOTAL FEET including gates \_\_\_\_\_,

NAME \_\_\_\_\_

STREET \_\_\_\_\_

(Your Delivery Address)

CITY \_\_\_\_\_ STATE \_\_\_\_\_ ZIP \_\_\_\_\_

TELEPHONE Daytime ( \_\_\_\_\_ ) \_\_\_\_\_ Evening ( \_\_\_\_\_ ) \_\_\_\_\_

ITEM NO.	NAME OF ITEM	HOW MANY	PRICE EACH	TOTAL PRICE
For shipping & handling ( within the Continental U.S.), Please add these charges to your order.		<b>TOTAL FOR MERCHANDISE</b>		
Orders up to \$50.00.....Add \$9.00		<b>SHIPPING AND HANDLING</b>		
\$50.01 to \$100.00.....Add \$13.00		<b>NEVADA RESIDENTS ADD SALES TAX</b>		
\$100.01 to \$200.00.....Add \$17.00		<b>TOTAL ORDER</b>		
Over \$200.00.....Add \$21.00				

Enclosed is my certified check/money order for the total amount.  Order phoned in  
Please charge my credit card  VISA  Mastercard

All orders within continental U.S.A. shipped by UPS

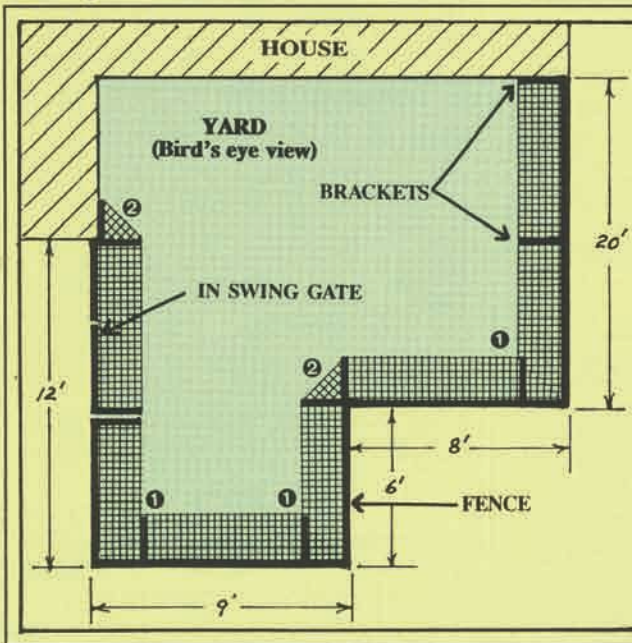
1 2 3 4 5 6 7 8 9 10 11 12 13 14 15 16  
CARD NUMBER

Expiration date

X

CARD HOLDER'S SIGNATURE

# Easy to Install:



## BASICS

- [A] Screw the 16 inch brackets 8 to 12 feet apart below the top of fence. Then bolt the 20" rods to bracket ends.
  - [B] Start at one end of fence and screw netting attachment edge along a horizontal line below brackets.
  - [C] Bring netting up and secure to bracket and rod ends with twist ties.
- ① At outside corners, (corners facing away from yard) place one bracket 16 inches from corner.
  - ② At inside corners, (corners facing into the yard) place one bracket on each side of corner.

Complete step by step instructions are included in each kit.



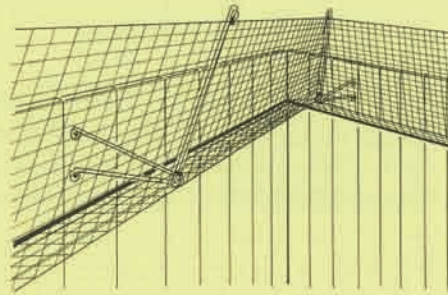
For a **WIRE or CHAIN LINK FENCE**, if steel posts exist, attach brackets with self-drilling screws. If that is undesirable, they may be attached with automotive hose clamps (not furnished in kit).

The netting attachment edge is then fastened to the fence wire with sturdy cable ties.

Scissors and a drill motor with a 1/4 inch and 5/16 inch socket will do most of the work. Self-drilling screws (included in each kit) replace drill bits.

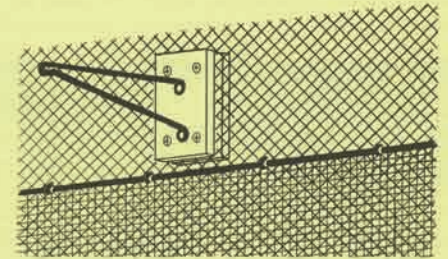
After the brackets are screwed to the fence, the net banding attachment edge is secured to the fence from corner to corner. This makes a tight fit so cats can't get between the netting and fence. The banding and netting wrap easily around corners without cutting.

If two or more kits are needed, they can be easily fastened together. The netting is then brought up and connected to the brackets with heavy duty, weather proof twist ties. These eliminate sag and keep the netting secure and tight on the brackets.



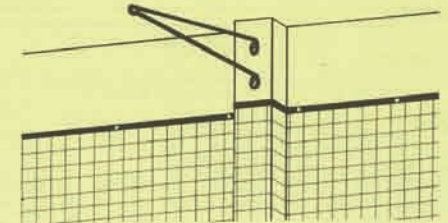
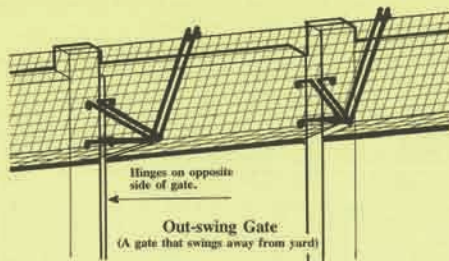

For a **WOOD FENCE**, screw brackets and netting attachment edge to fence.

For a **MASONRY FENCE**, screw holes are pre-drilled and screw anchors are inserted. Anchors are furnished with barrier kit for masonry.



Optional bracket mount: Sandwich fence wire between two 1" x 6" x 8" cedar or redwood boards (not furnished in kit).

## GATE KITS WILL ADAPT TO ANY GATE SITUATION



**Protruding Posts:** Install banding closely around contour of posts.

Since 1990, **CAT FENCE-IN** is still keeping thousands of cats safe in their fenced yards and patios.

Cat Fence-In means no more indoor confinement. Give your cats the most wonderful gift ever, the great outdoors in the safety of your fenced yard, and give yourself peace of mind.

Animal behaviorists say cats, neutered or not, that spray in the house are demonstrating frustration. They should be allowed outside. After Cat Fence-In is installed and cats have the run of the yard, they mellow out. They no longer have the need to go beyond the fence to mark off their territory.

Cat Fence-In works so well it has won the confidence of thousands of cat lovers throughout the country. It has been featured in newspapers, magazines, and on TV. We remain grateful for the many testimonials, comments, and "Thank You" letters from our customers expressing their appreciation for Cat Fence-In.

**Cats become so content and trouble free, you may find yourself adding more members to your family.**